

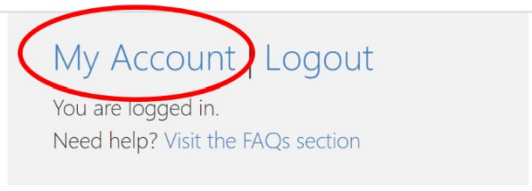


---Step-by-Step Instructions for Changing Your AFIRM Password---



STEP 1:

After login, click on **My Account** located in the top-right of your screen.



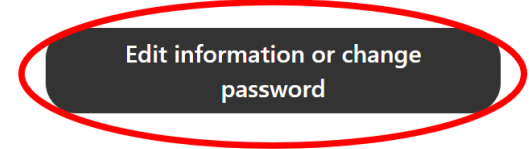
STEP 2:

Scroll down to **Account Information** on the right side of the screen. Click on the **Edit Information or change password** button.

Account Information

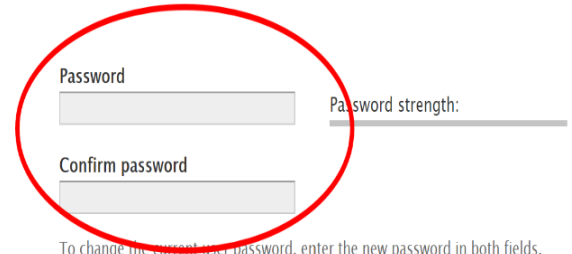
Username: User1
E-mail: User1@email.com

Send me e-mail updates when a new EBP is available: No



STEP 3:

Input the new password on the **Password** line and the **Confirm password** line.



STEP 4:

Scroll down to the bottom of the page and click **Save**.

